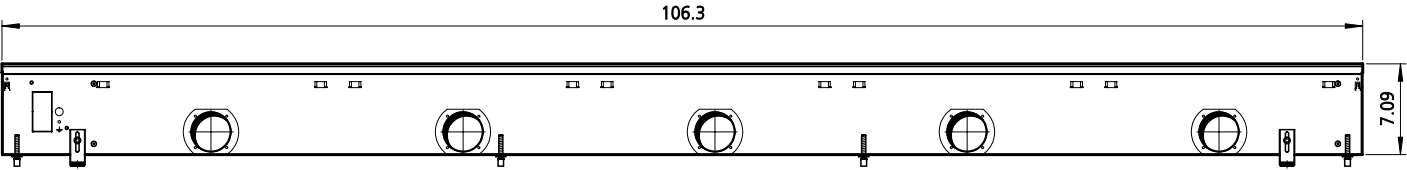
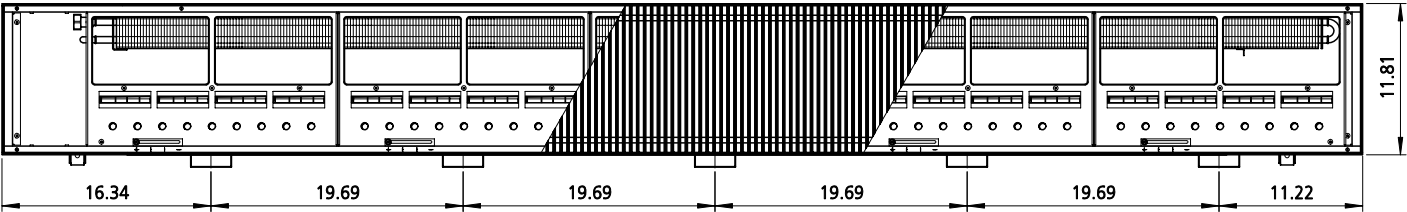


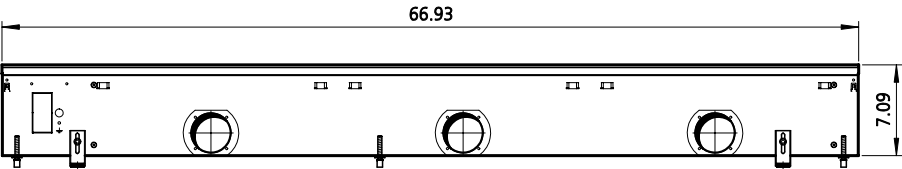
Technische Zeichnungen, Katherm QL (B 300 mm, H 180 mm) / Technical drawings, Katherm QL (B 300 mm, H 180 mm)
Abmessungen [Inch] / Dimensions [Inch]



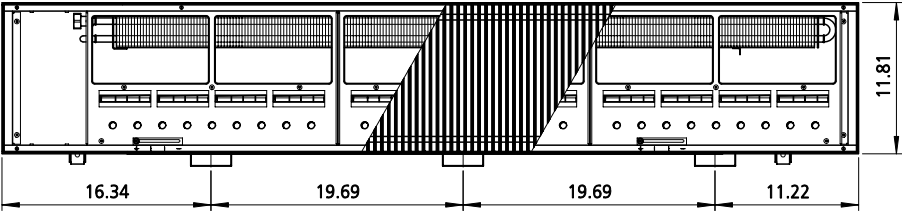
Vorderansicht / Front view



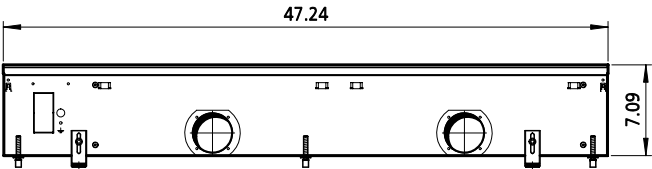
Draufsicht / Top view



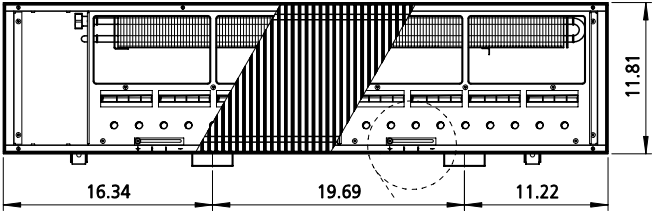
Vorderansicht / Front view



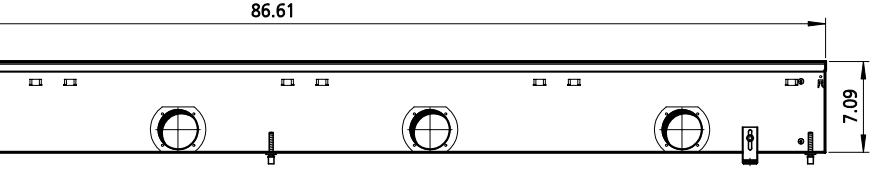
Draufsicht / Top view



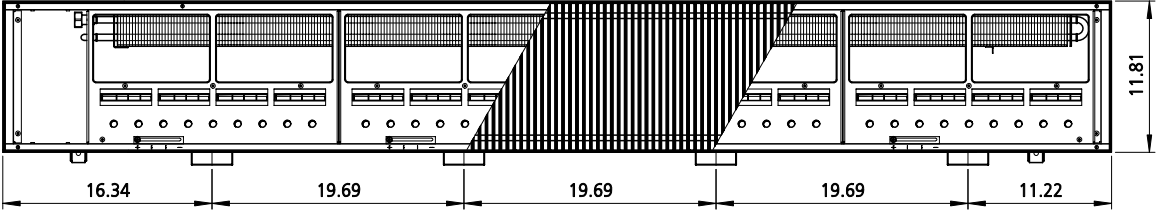
Vorderansicht / Front view



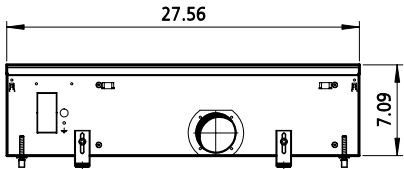
Draufsicht / Top view



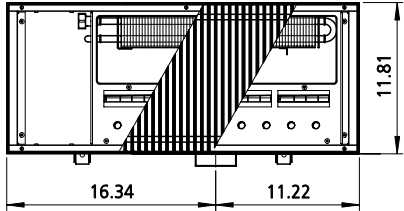
Vorderansicht / Front view



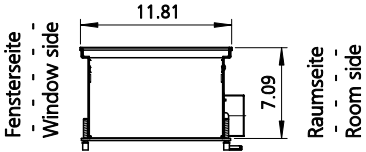
Draufsicht / Top view



Vorderansicht / Front view



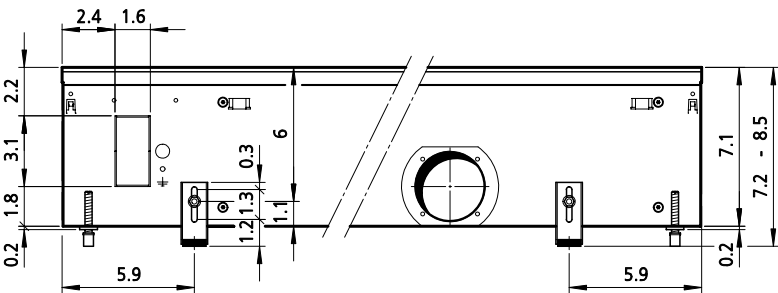
Draufsicht / Top view



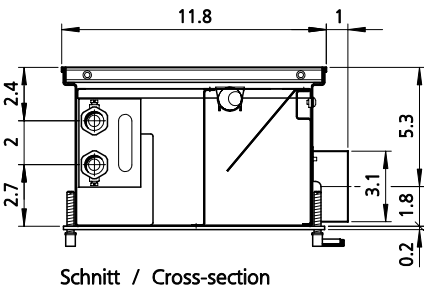
Seitenansicht (für alle Längen)
Side view (for all lengths)

Draufsichten ohne Anschlussabdeckung
Top views without cover plate

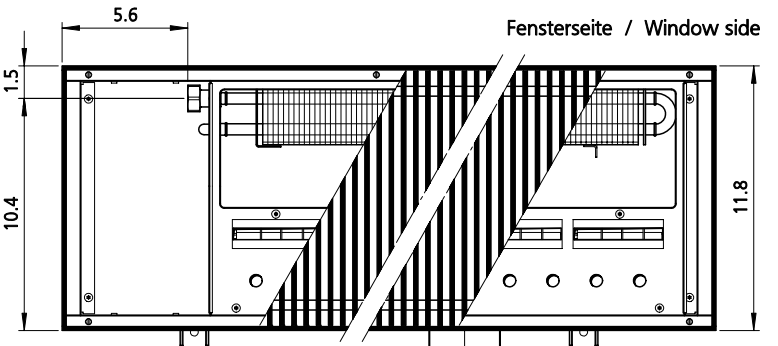
Details / Details



Vorderansicht / Front view



Schnitt / Cross-section

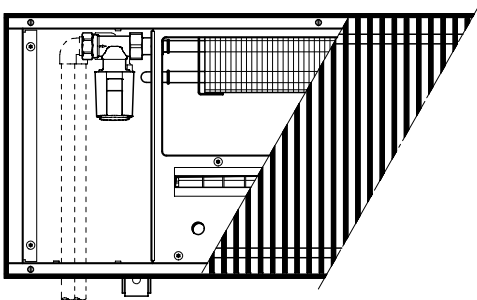


Draufsicht / Top view

Fensterseite / Window side

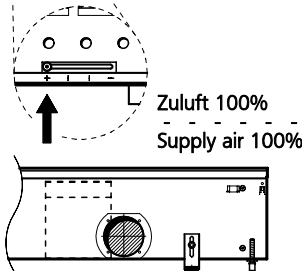
Raumseite / Room side

Draufsicht mit Ventilkit (optional) / Top view with valve kit (optional)



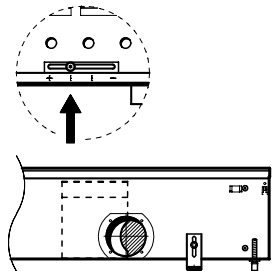
Zuluft 100% - 0% / Supply air 100% - 0%

Detail / Detail



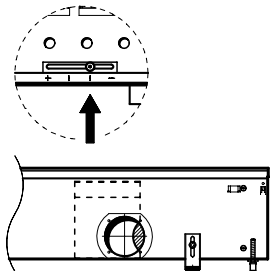
Vorderansicht / Front view

Detail / Detail



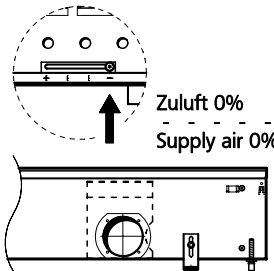
Vorderansicht / Front view

Detail / Detail



Vorderansicht / Front view

Detail / Detail



Vorderansicht / Front view

				Datum	Name	Format	Art-Gr.	Version	CAD-Nr.
				Erst.	19.06.20	SW	3	141	1
				Änder.	07.07.20	SW			
				KAMPMANN					
				49794 Lingen (Ems)					
				Tel. (0591) 7108-0 · Fax 7108-300					
				eMail: info@kampmann.de					
				Internet: www.kampmann.de					
				Angeb.-Nr.					
				Auftr.-Nr.					
				CAD-Zeichnung					
				Ansichten					
				Katherm QL					
				Abmessungen					
Index	Änderung	Datum	Name	Zul.Abw.	ISO 2768-m	Bereich	Dokumentation	Maßstab	1:15
				Blatt					